

G EFSM-S

Electric Multidirectional Heavy-duty Reach Truck

- Moving in any direction by electronically controlled all-wheel steering
- Sensitive operation by joystick with superimposed operating function
- Driving, lifting and steering drive in three-phase AC technology
- Reach-mast technology enables space again
- Genkinger curve control, reduction of driving speed when driving at curves



„Schweres leicht bewegen“
— Heavy loads moved easily —


EFSM-S

Electric Multidirectional Heavy-duty Reach Truck



- Ergonomic workplace
- Ergonomically arranged controls
- Clear display of driver information
- Optionally switchable lifting height pre-winding tool

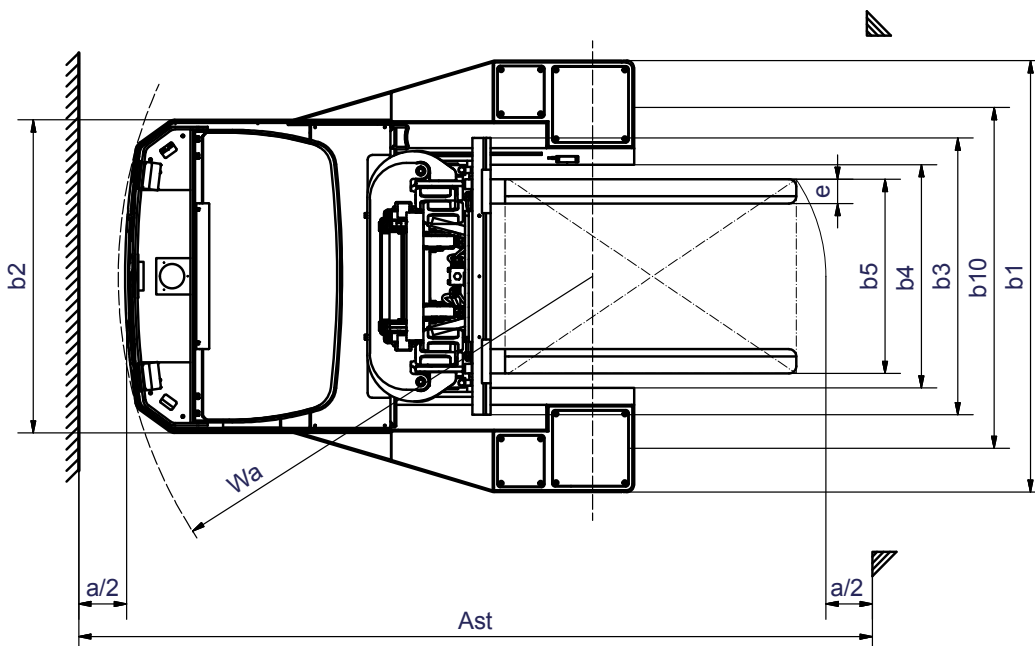
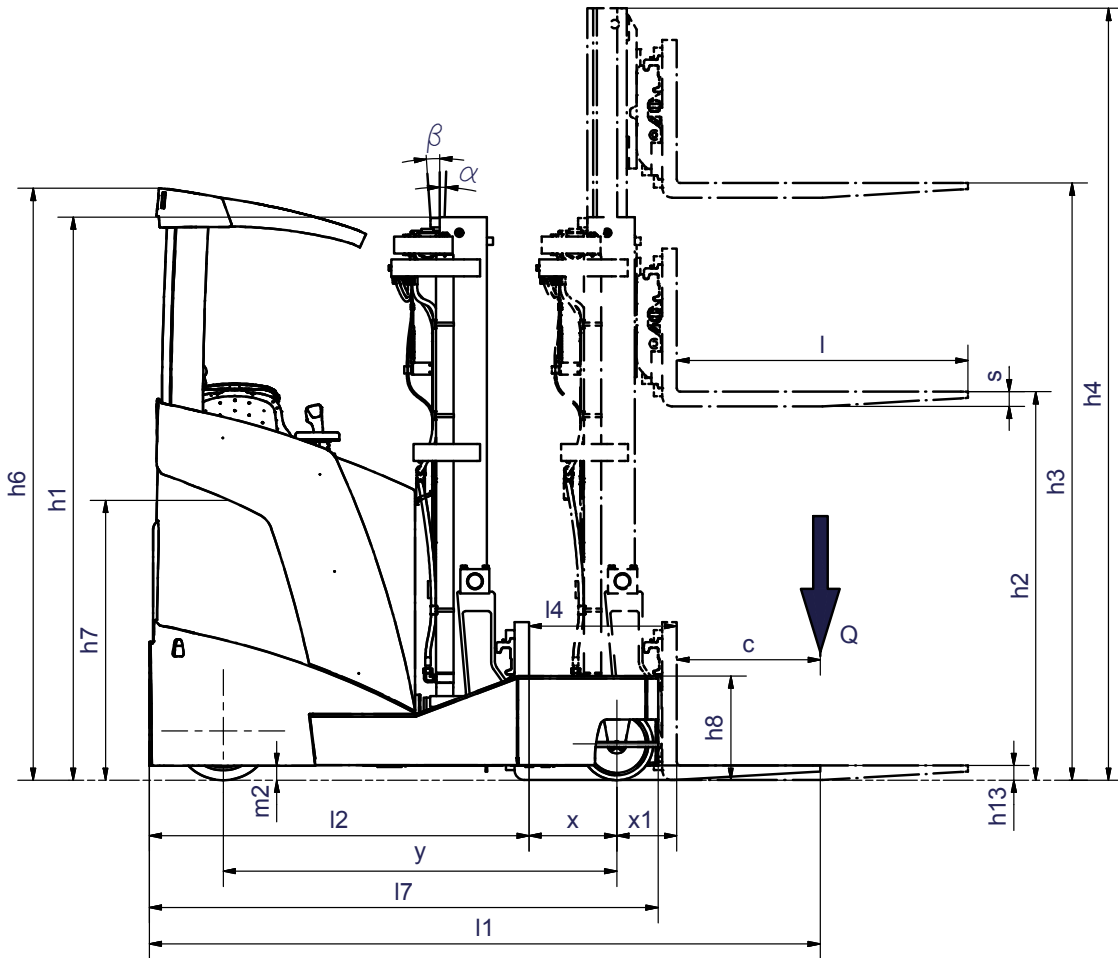
- Optional light KIT for more work safety
- All-around identification lamp
- Lightning orange
- LED headlamps
- Blue spotlight with arrow direction



- Optimum all-round visibility and mast visibility
- Safe ergonomic work

EFSM-S

Electric Multidirectional Heavy-duty Reach Truck Schematic Diagram



Technical Data

according to VDI 2198, Status: 01/2019

Mark	1.1	Manufacturer (Abbreviation)			Genkinger Material Handling	Genkinger Material Handling	
	1.2	Manufacturer's designation			EFSM-S	EFSM-S	
	1.3	Drive			Elektro	Elektro	
	1.4	Operator type Lifting mast			Quersitz	Quersitz	
	1.5	Rated capacity/rated load	Q	kg	4000	4500	
	1.6	Load centre distance	c	mm	600	600	
	1.8.1	Load distance	x	mm	335	335	
	1.8.2	Load distance, pantograph extended	x1	mm	282,5	282,5	
	1.9	Wheelbase	y	mm	1720	1720	
Weight	2.1.1	Net weight incl. Battery (Row 6.5)			kg	7600	7600
	2.3.1	Axle loading, w.o. load, forks retracted, front/rear			kg	4510 / 3090	4510 / 3090
	2.3.2	Axle loading, w.o. load, forks forward, front/rear			kg	3520 / 4080	3520 / 4080
	2.4	Axle loading, forks forward with load at front/rear			kg	1465 / 10135	1210 / 10890
	2.5	Axle loading, forks retracted with load at front/rear			kg	3780 / 4220	3690 / 8410
Wheels/chassis werk	3.1	Tyres					
	3.2	Tyre size, front			mm	ø406 x 178	ø406 x 178
	3.3	Tyre size, rear			mm	ø300 x 100	ø300 x 100
	3.5	Wheels, number front/rear (x = driven wheels)				1x / 4	1x / 4
	3.6	Track width, front	b10	mm		1452	1452
	Dimension	4.1	Mast/fork carriage tilt, forward/backward	α/β	°		3 / 5
4.2		Height of mast, lowered	h1	mm		2250	2250
4.3		Free lift	h2	mm		0	0
4.4		Lift	h3	mm		3000	3000
4.5		Height of mast, extended	h4	mm		3800	3800
4.7		Height of overhead guard (cabin)	h6	mm		2450	2450
4.7		Height of overhead guard (cabin with flashing light)	h6	mm		2515	2515
4.8		Stand height	h7	mm		1180	1180
4.10		Height of load arms	h8	mm		460	460
4.15		Height, lowered	h13	mm		60	60
4.19		Overall length	l1	mm		2890	2890
4.20		Length to face	l2	mm		1690	1690
4.21		Overall width / Width over load arms	b1/b2	mm		1830 / 1290	1830 / 1290
4.22		Fork dimensions	s/e/l	mm		50 / 120 / 1150	50 / 120 / 1150
4.23		Fork carriage to ISO 2328, class/type A, B				3A	3A
4.24		Width of fork carriage	b3	mm		870	870
4.25		Distance between	b5	mm		336 - 840	336 - 840
4.26		Width between load arms	b4	mm		916	916
4.28		Reach travel	l4	mm		617,5	617,5
Performance Data		4.32	Ground clearance, centre of wheelbase	m2	mm		60
	4.32.1	Ground clearance, lowest point			mm	50	50
	4.33	Aisle width for pallets 1000 x 1200 sideways	Ast	mm		3090	3090
	4.34	Aisle width for pallets 800 x 1200 lengthways	Ast	mm		3090	3090
	4.35	Turning radius	Wa	mm		2050	2050
	4.37	Length of chassis	l7	mm		2205	2205
	5.1	Travel speed, with/without load			km/h	8,5	11
	5.2	Lift speed, with/without load			m/s	0,28 / 0,35	0,28 / 0,35
	5.3	Lowering speed, with/without load			m/s	0,35 / 0,35	0,35 / 0,35
	5.4	Reach speed, with/without load			m/s	0,2	0,2
Electric	5.7	Gradeability, with/without load %			%	5	9,5
	5.8	Max. gradeability with/without load % *1			%	5,5	10
	5.9	Acceleration time, with/without load			S	4	3
	5.10	Service Brake electric/hydraulic				-	-
	6.1	Drive motor rating S2 60 min. AC			kW	7	7
6.2	Lift motor rating at S3 15% AC			kW	14	14	
6.3	Battery acc. to DIN 43531/35/36 A, B, C, no				DIN 43531 EN/IEC 602542	DIN 43531 EN/IEC 602542	
6.4	Battery voltage/nominal capacity			V/Ah	48 / 775	48 / 775	
6.5	Battery weight			kg	1200	1200	
Other	8.1	Type of controller				Mosfet-Steuerung AC	Mosfet-Steuerung AC
	8.2	Operating pressure for attachments			bar	160	160
	8.3	Oil flow for attachments			l/min	20	20
	8.4	Noise level acc. To EN 12053 at operator's ear			dB (A)	69	69

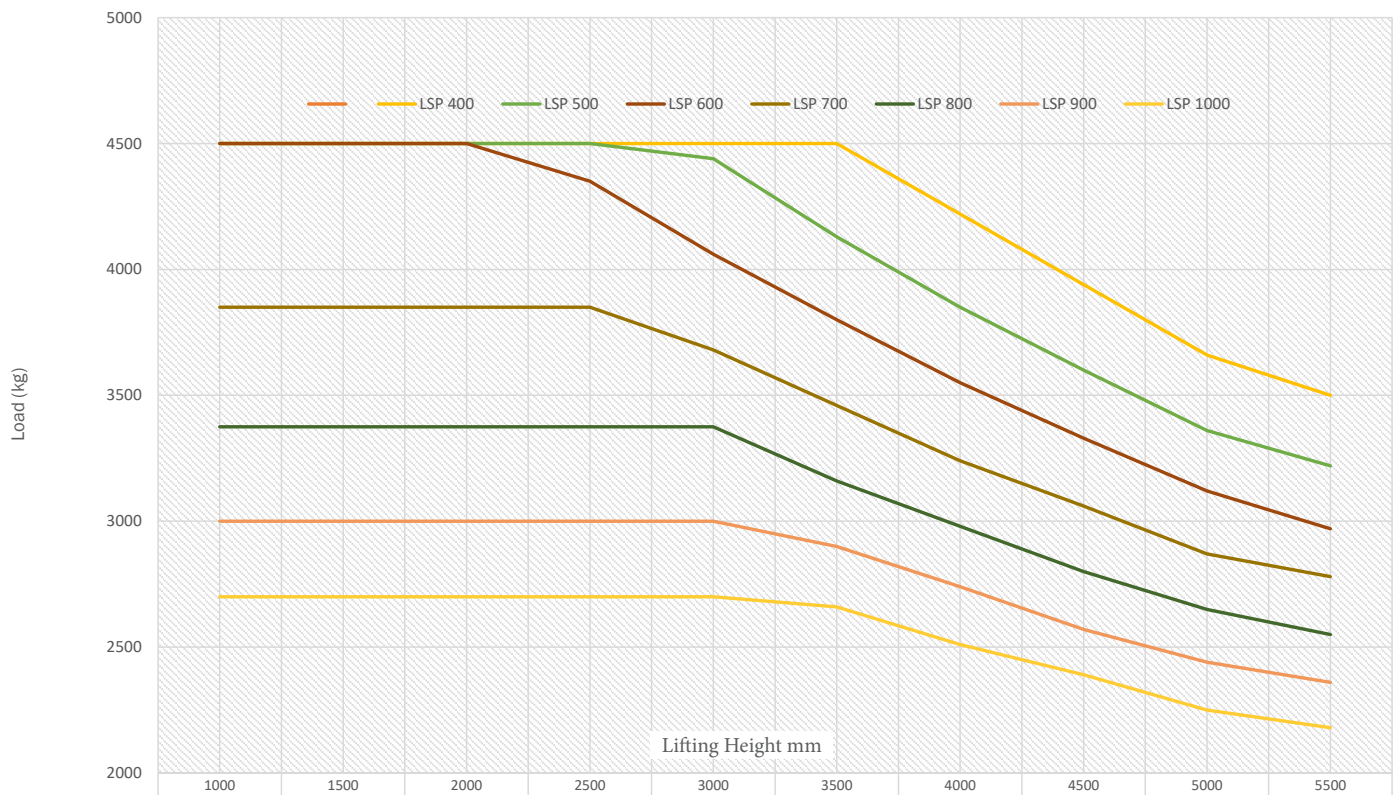
* Mast tilt to Lift 5000mm

** diverging dimensions by mast tilt

*** shorttime

This data sheet according to VDI guideline 2198 only states the technical values of the standard unit. Deviations from this standard cause other values.

Residual Carrying Capacity EFSM-S 45



EFSM-S

Electric Multidirectional Heavy-duty Reach Truck

Genkinger electric multidirectional heavy duty reach trucks can transport goods in an especially space-saving manner in narrow aisles, due to their electronic allwheel steering. Due to their high load capacities, they are also perfectly suitable for the transport of heavy long loads. Their clear superiority compared to conventional four-way lift trucks becomes apparent by four different drive programs which are available to the driver. These comprise standard driving, crosswise and lengthwise driving, including turning on the spot. Quickest possible changes of the driving direction are made possible by the 360-degree steering mechanism and a minimum turning radius.

An ergonomic operator's position with upholstered comfort driver seat, driving with foot pedal and a height adjustable footrest provide for comfort and excellent visibility conditions. The steering wheel with well-designed handle and a joystick for sensitive lifting and lowering as well as mast reach and driving direction changeover ensure a simple and intuitive operation.

The productivity is increased by additional assistance systems:

- The Genkinger Curve Control is a driving speed reduction while driving along a curve. It depends on the steering angle and provides for increased safety.

- The creep speed switch allows precision work in the warehouse. High economic efficiency consistent with outstanding performance:

- Reach mast principle for lower aisle width requirements.

- Energy recuperation while braking provides for a long operating time.

Our strength is reflected in the different and manifold optional features which allow a need-based customization of the Genkinger reach truck to each individual case.

